

STANDARD EQUIPMENT

- Can bus technology
- Proportional controls
- Safety electric pump
- Horn
- Hour meter
- Tilt protection
- Tilt alarm
- 360° turntable rotation
- Self-levelling platform
- Fault indication on platform
- Hydraulic platform rotation
- Anti-restart engine protection
- Flashing beacons
- 4WD
- European iii emission engine
- Deadman system
- Solid tyres 33x12-20
- 5kva hydraulic generator
- Hydraulic oil cooler
- AC power on the platform
- Oscillating axle
- Overload sensor


OPTIONS

- 9kva hydraulic generator
- Hydraulic welder
- Hydraulic compressor
- Hydraulic water pump
- Platform work lights

Apollo
SELF-PROPELLED ARTICULATING
BOOM LIFTS



SWING OUT ENGINE
TRAY



GROUND CONTROL



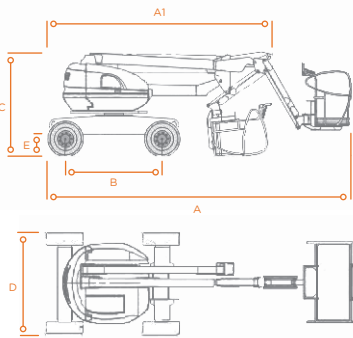
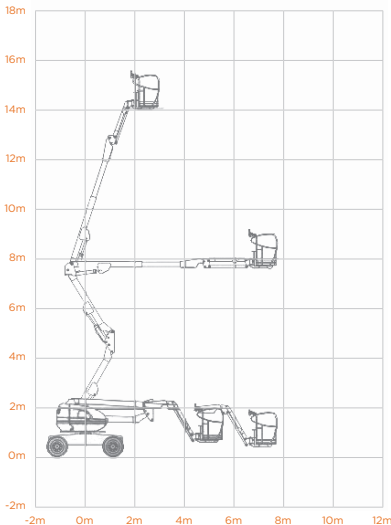
FLASHING BEACON



WATERPROOF
PLATFORM
CONTROL



OSCILLATING AXLE



	BA14J-AWD	BA16J-AWD
 S.W.L	230kg	230kg
 MAX. OCCUPANTS	2	2
 WORKING HEIGHT	16.00m	18.00m
 PLATFORM FLOOR HEIGHT	14.00m	16.00m
 MAX. HORIZONTAL OUTREACH	7.47m	8.85m
 TURNTABLE TAILSWING	0	0
 UP AND OVER CLEARANCE	7.67m	8.45m
 A OVERALL LENGTH	6.94m	7.59m
 A1 LENGTH (TRANSPORT POSITION)	5.15m	5.80m
 D OVERALL WIDTH	2.30m	2.30m
 C OVERALL HEIGHT	2.33m	2.33m
 PLATFORM SIZE	1.8mx0.76m	1.8mx0.76m
 E GROUND CLEARANCE	0.36m	0.36m
 B WHEELBASE	2.20m	2.20m
 TURNING RADIUS (INSIDE/OUTSIDE)	2.85m/4.29m	2.85m/4.29m
 TURRET ROTATION	360° continuous	360° continuous
 BASKET ROTATION	160°	160°
 JIB MOVEMENT	+70°/-60°	+70°/-60°
 ENGINE	Kubota V2403-M-DI	
 TRAVEL SPEED	35kW/2400rpm	35kW/2400rpm
 Stowed	6.1km/h	6.1km/h
 Raised or extended	≤1.1km/h	≤1.1km/h
 Wind Rated	12.5m/s	12.5m/s
 GRADEABILITY		
 4X4	40%	40%
 MAXIMUM SLOPE	5°	5°
 HYDRAULIC TANK	184L	184L
 DIESEL TANK	90L	90L
 TYRES	33x12-20	33x12-20
 WEIGHT	7430kg	7835kg