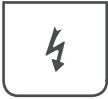




# E-Tech

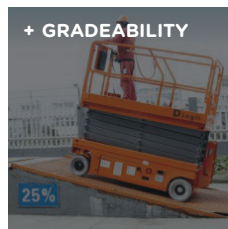

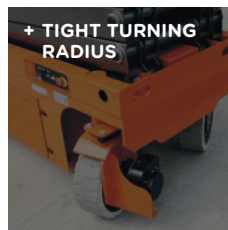




## SELF-PROPELLED SCISSOR LIFT (AC ELECTRIC DRIVE)

### STANDARD FEATURES

- + Brushless AC drive system
- + Proportional controls
- + Automatic pothole protection
- + Self-closing gate on platform
- + Drivable at full height
- + Non-marking tyres
- + 2WD
- + Automatic brake system
- + Emergency lowering system
- + Onboard diagnostic system
- + Tilt sensor with alarm
- + All motion alarm
- + Forklift pockets
- + Folding handrails
- + Extended platform
- + Charger protection
- + Flashing beacon
- + Overload sensor with alarm

### OPTIONAL OVERHEAD WARNING SYSTEM AVAILABLE



## S06-ACE

	S.W.L	230kg			
	S.W.L ON EXTENSION	113kg			
	MAX. OCCUPANTS - INDOOR	2			
	MAX. OCCUPANTS - OUTDOOR	1			
	WORKING HEIGHT	7.80m			
	PLATFORM FLOOR HEIGHT	5.80m			
	OVERALL LENGTH	1.86m			
	OVERALL WIDTH	0.76m			
	OVERALL HEIGHT - RAILS UP	2.15m			DRIVE MOTORS
	OVERALL HEIGHT - RAILS DOWN	1.83m			LIFTING MOTORS
	PLATFORM SIZE	1.67x0.74m			BATTERIES
	PLATFORM EXTENSION SIZE	0.90m			INTEGRATED CHARGER
	GROUND CLEARANCE - STOWED	0.016m			TYRES
	GROUND CLEARANCE - RAISED	0.09m			WEIGHT
	WHEELBASE	1.36m			
					TURNING RADIUS - INSIDE
					LIFTING MOTOR - OUTSIDE
					GRADEABILITY
					MAXIMUM WORKING SLOPE
					TRAVEL SPEED - STOWED
					TRAVEL SPEED - RAISED
					UP/DOWN SPEED
					DRIVE MOTORS
					LIFTING MOTORS
					BATTERIES
					INTEGRATED CHARGER
					TYRES
					WEIGHT



## CONTACT

+64 (021) 361 599 | Clint Norgrove, National Sales Manager  
 0800 4 LIFTX (0800) 454 389  
 Office: +64 (03) 348 0750  
[www.liftx.co.nz](http://www.liftx.co.nz)