



Summit SC



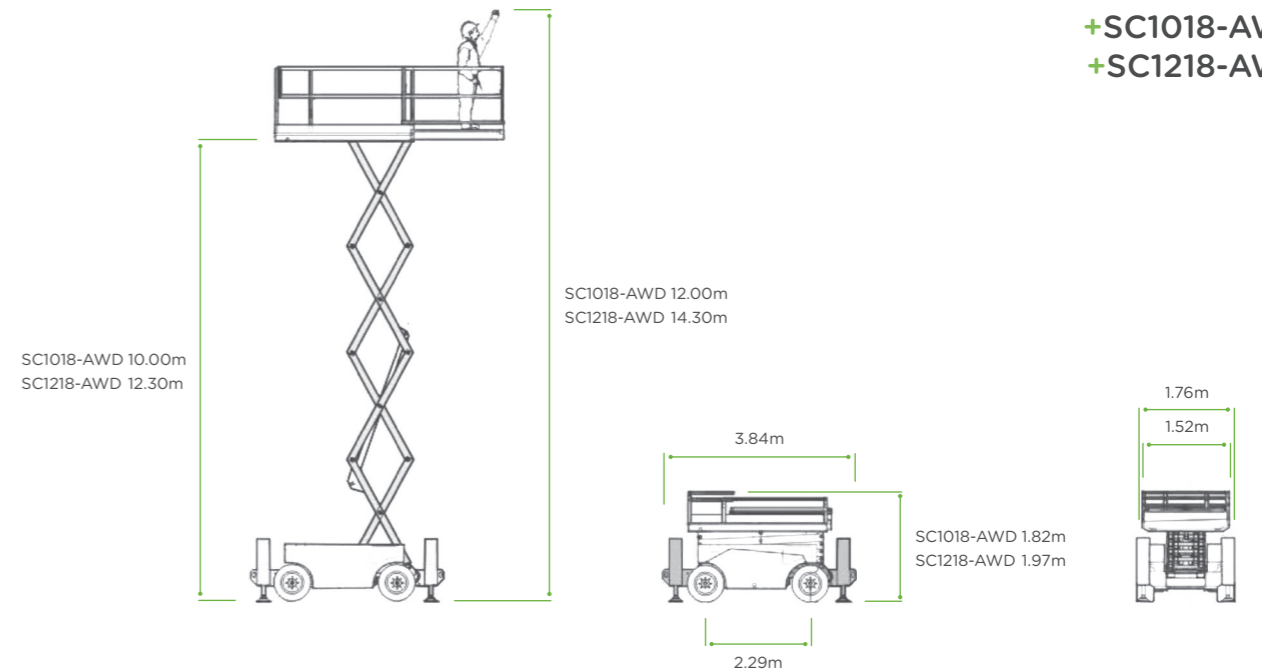
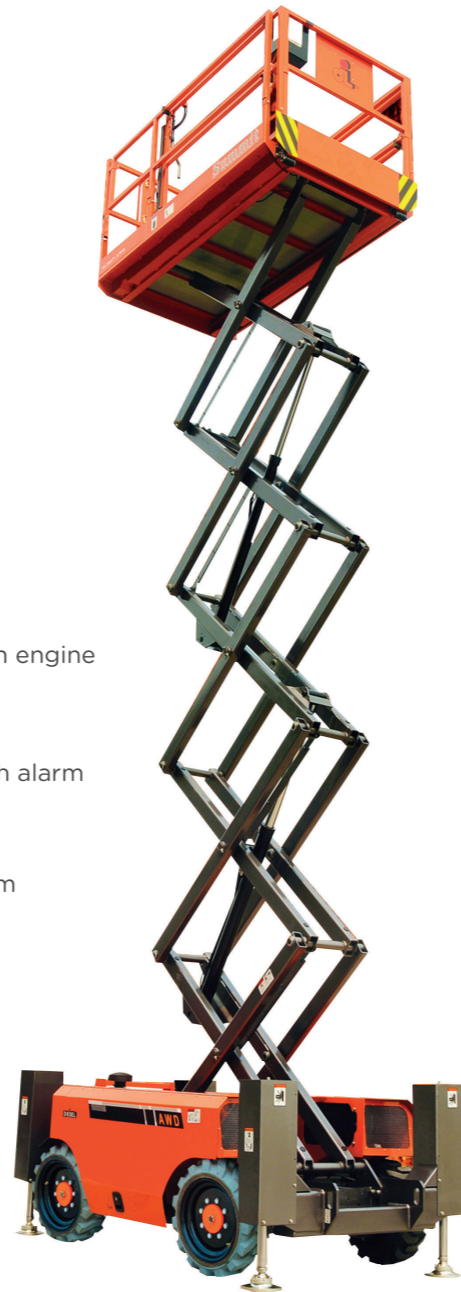
DIESEL SELF-PROPELLED ROUGH TERRAIN SCISSOR LIFTS

STANDARD FEATURES

- + Proportional controls
- + Oscillating axle
- + Self-closing gate on platform
- + Drivable at full height
- + Non-marking tyres
- + 4WD
- + Automatic brake system
- + Swing-out engine tray
- + Emergency lowering system
- + Emergency stop button
- + Cylinder holding valve
- + Onboard diagnostic system
- + Tilt sensor with alarm
- + Anti-restart engine protection
- + All motion alarm
- + Horn
- + Hour meter
- + Safety brackets
- + Folding handrails
- + Extended platform
- + European iii emission engine
- + Flashing beacon
- + Hydraulic oil cooler
- + Overload sensor with alarm
- + Automatic levelling hydraulic outriggers
- + AC power to platform

OPTIONAL EXTRAS

- + Platform work lights
- + Airline to platform
- + Hydraulic generator




+SC1018-AWD
+SC1218-AWD

	SC1018-AWD	SC1218-AWD
S.W.L	454kg	363kg
S.W.L ON EXTENSION	136kg	136kg
MAX. OCCUPANTS - INDOOR	4	3
MAX. OCCUPANTS - OUTDOOR	2	2
WORKING HEIGHT	12.00m	14.30m
PLATFORM FLOOR HEIGHT	10.00m	12.30m
OVERALL LENGTH	3.84m	3.84m
OVERALL WIDTH	1.76m	1.76m
OVERALL HEIGHT - STANDARD	2.59m	2.74m
OVERALL HEIGHT - FOLDED HANDRAILS	1.82m	1.97m
PLATFORM SIZE	2.88x1.52m	2.88x1.52m
PLATFORM EXTENSION SIZE	1.43m	1.43m
GROUND CLEARANCE	0.19m	0.19m
WHEELBASE	2.29m	2.29m
TURNING RADIUS - INSIDE	2.15m	2.15m
TURNING RADIUS - OUTSIDE	4.85m	4.85m
GRADEABILITY	40%	40%
MAXIMUM WORKING SLOPE	2°/3°	2°/3°
STOWED SPEED	4.2km/h	4.0km/h
RAISED SPEED	1.1km/h	0.6km/h
UP/DOWN SPEED	34/28sec	26/21sec
WIND RATED SPEED	12.5m/s	N/A
ENGINE - KUBOTA D1105	18.6kW/2600rpm	18.6kW/2600rpm
HYDRAULIC TANK	62.5L	62.5L
DIESEL TANK	38L	38L
TYRES	26x12-16.5	26x12-16.5
WEIGHT	4300kg	5050kg


- WORKING HEIGHT
- PLATFORM FLOOR HEIGHT
- OVERALL LENGTH
- OVERALL WIDTH
- OVERALL HEIGHT - STANDARD
- OVERALL HEIGHT - FOLDED HANDRAILS
- PLATFORM SIZE
- PLATFORM EXTENSION SIZE
- GROUND CLEARANCE
- WHEELBASE
- TURNING RADIUS - INSIDE
- TURNING RADIUS - OUTSIDE
- GRADEABILITY
- MAXIMUM WORKING SLOPE
- STOWED SPEED
- RAISED SPEED
- UP/DOWN SPEED
- WIND RATED SPEED
- ENGINE - KUBOTA D1105
- HYDRAULIC TANK
- DIESEL TANK
- TYRES
- WEIGHT



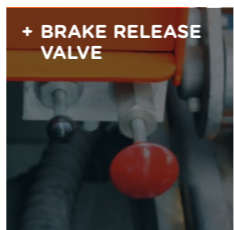
+ OSCILLATING AXLE




+ AUTOMATIC LEVELLING OUTRIGGERS




+ NON-MARKING TYRES



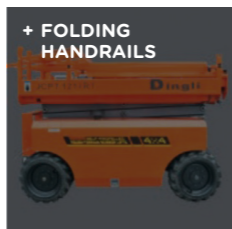
+ BRAKE RELEASE VALVE




+ WATERPROOF



+ SAFETY BAR



+ FOLDING HANDRAILS



+ GRADEABILITY